

Instructions for HealthLife Patient Portal App on Apple or Android Mobile/Tablet Devices

Step 1: Select the HealthLife App  on your mobile or tablet device.

Step 2: Sign into your account → Enter your username and password → Sign In

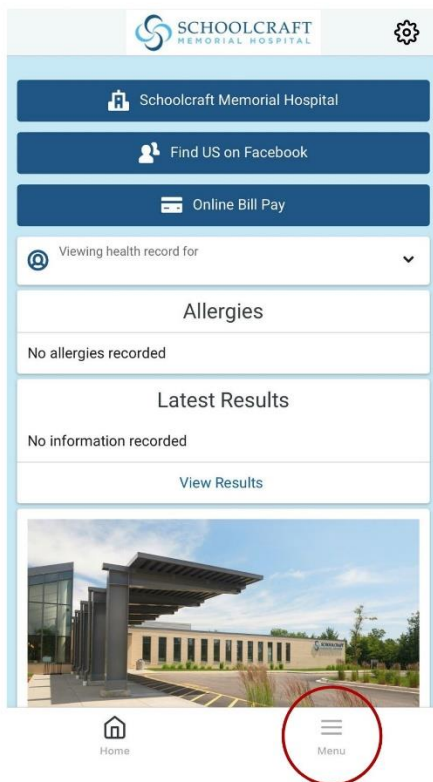


Step 3: Select Menu at the bottom right of your device

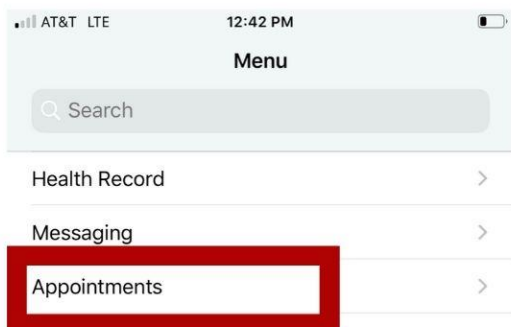
Email address or username

Password

 Sign In [Forgot Password?](#)

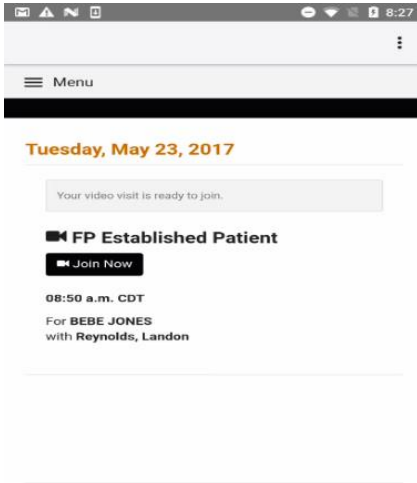


Step 4: Select Appointments → View Upcoming Appointments



Instructions for HealtheLife Patient Portal App on Apple or Android Mobile/Tablet Devices

Step 5: Select Join now on your correct appointment date and time. You can enter as early as 15 minutes before your scheduled appointment.



The app may display separate messages asking for permission to access the microphone and camera. You may also be asked to agree to terms of use.

Click **Allow** for any messages displayed and agree to any terms of use.



Step 6: You will be directed to a new screen similar to the one below. Once the other participants join you will see them on your screen.



Please contact the Rural Health Clinic with questions regarding your patient portal at 906-341-3266 or visit our website: <https://scmh.org/patient-portal-at-schoolcraft-memorial-hospital>